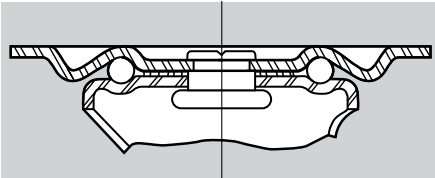


SERIES 01/02 GENERAL DUTY

Capacities to 450 lbs.

Standard Features

- **Swivel Casters** - Horn and bearing raceway are formed from a single piece of heavy gauge steel, deeply corrugated to withstand stress and prevent distortion under full rated load



- **Load Bearing** - Single row of hardened, polished ball bearings roll freely in a large diameter, lubricated raceway
- **King Pin** - Riveted and coined for durability in rated service
- **Wheel Bearings** - Plain, self lubricating and roller bearings are available
- **Finish** - Corrosion resistant zinc

Optional Features

- **Wheel Brake** - (Suffix -WB)
Shown where available
- **Thread Guards** - (Suffix -TG)

APPLICATIONS:

A popular series caster for moving dollies, carts and general warehouse use. Recommended where use is intermittent and absent of extreme shock or impact.



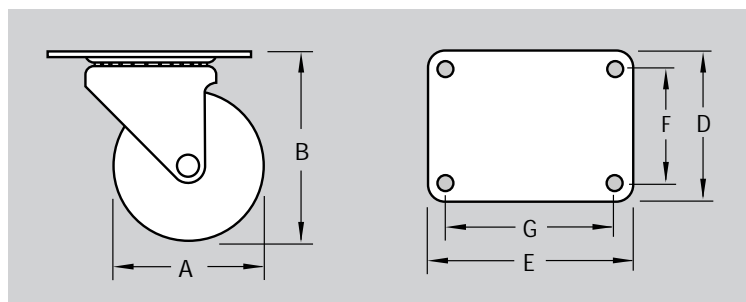
01-SRP-3



01-SRP-3-WB-TG

TOP PLATE DIMENSIONS AND MOUNTING HOLE SPACING

01 Series Swivel



Wheel Size (Inches)	Size of Top Plate D x E (Inches)	Mounting Hole Spacing F x G (Inches)
2	1 7/8 x 2 9/16	15/16 x 2 1/8
2 1/2	2 3/4 x 3 13/16	1 3/4 x 3
3	3 1/8 x 4 1/8	2 3/8 x 3 3/8 to 3 7/16
4	4 x 5 1/8	3 x 4

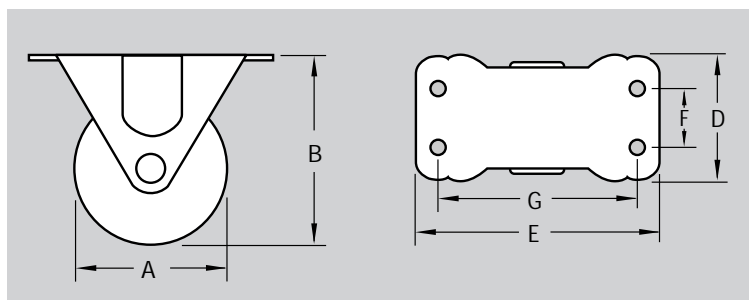
Wheel Specifications					Caster Specifications						Part Number								
Dia. "A" Inches (mm)	Tread Inches (mm)	Wheel Composition	Ref. to Page	Bearing Type	Axle Dia. Inches (mm)	Load Capacity lbs. (KGS)	Overall Height "B" Inches (mm)	Swivel Radius Inches (mm)	Attach. Bolt Inches (mm)	Approx. Shipping Wt.		Swivel Caster	Rigid Caster						
										Swivel lbs. (KGS)	Rigid lbs. (KGS)								
2 (50)	1 (25)	Sintered Iron	86	Plain	1/4 (6)	150 (67)	2 1/2 (60)	1 3/4 (44)	1/4 (6)	.90 (.40)	.70 (.32)	01-SIP-2	02-SIP-2						
		Soft Rubber	73	Self Lube		90 (40)				.50 (.23)	.40 (.18)	01-SRP-2	02-SRP-2						
		Soft Rubber	73	Self Lube		90 (40)				.50 (.23)	.40 (.18)	01-SRP-2-WB*	—						
		Hard Rubber	84	Self Lube		150 (67)				.50 (.23)	.40 (.18)	01-HRP-2	02-HRP-2						
		Hard Rubber	84	Self Lube		150 (67)				.50 (.23)	.40 (.18)	01-HRP-2-WB*	—						
		Polyolefin (Blk)	81	Plain		150 (67)				.50 (.23)	.40 (.18)	01-PBP-2	02-PBP-2						
2 1/2 (60)	1 (25)	Sintered Iron	86	Plain	5/16 (8)	200 (90)	3 1/4 (83)	2 1/4 (57)	5/16 (8)	1.8 (.81)	1.0 (.45)	01-SIP-25	02-SIP-25						
	1 1/8 (29)	Soft Rubber	73	Self Lube		100 (45)				1.1 (.50)	.80 (.36)	01-SRP-25	02-SRP-25						
		Hard Rubber	84	Self Lube		200 (90)				1.1 (.50)	.80 (.36)	01-HRP-25	02-HRP-25						
		Polyolefin (Blk)	81	Plain		200 (90)				1.0 (.45)	.80 (.36)	01-PBP-25	02-PBP-25						
3 (76)	1 5/16 (33)	Sintered Iron	86	Plain	3/8 (10)	300 (135)	3 13/16 (97)	2 7/16 (62)	5/16 (8)	2.2 (1.0)	1.8 (.81)	01-SIP-3	02-SIP-3						
	1 1/4 (32)	Cast Iron	86	Roller		300 (135)				2.6 (1.2)	2.0 (.90)	01-SSR-3	02-SSR-3						
		Soft Rubber	73	Self Lube		175 (79)				1.5 (.68)	1.3 (.59)	01-SRP-3	02-SRP-3						
		Soft Rubber	73	Self Lube		175 (79)				1.5 (.68)	1.3 (.59)	01-SRP-3-WB*	—						
		Soft Rubber	73	Roller		175 (79)				1.5 (.68)	1.3 (.59)	01-SRR-3	02-SRR-3						
		Hard Rubber	84	Self Lube		270 (121)				1.5 (.68)	1.3 (.59)	01-HRP-3	02-HRP-3						
		Hard Rubber	84	Self Lube		270 (121)				1.5 (.68)	1.3 (.59)	01-HRP-3-WB*	—						
		Hard Rubber	84	Roller		270 (121)				1.5 (.68)	1.3 (.59)	01-HRR-3	02-HRR-3						
		Phenolic	82	Plain		300 (135)				1.5 (.68)	1.5 (.68)	01-PHP-3	02-PHP-3						
		Phenolic	82	Roller		300 (135)				1.5 (.68)	1.5 (.68)	01-PHR-3	02-PHR-3						
		Polyolefin (Blk)	81	Plain		270 (121)				1.5 (.68)	1.5 (.68)	01-PBP-3	02-PBP-3						
		Polyolefin (Wt)	81	Plain		270 (121)				1.5 (.68)	1.5 (.68)	01-PWP-3	02-PWP-3						
		4 (102)	1 1/2 (38)	Sintered Iron		86				Plain	7/16 (12)	450 (202)	5 (127)	3 3/16 (97)	3/8 (10)	4.5 (2.0)	3.5 (1.6)	01-SIP-4	02-SIP-4
			1 5/8 (41)	Cast Iron		86				Roller		450 (202)				4.9 (2.2)	3.9 (1.8)	01-SSR-4	02-SSR-4
Soft Rubber	73			Self Lube	225 (101)	3.2 (1.4)	2.6 (1.2)	01-SRP-4	02-SRP-4										
Soft Rubber	73			Self Lube	225 (101)	3.3 (1.5)	2.7 (1.2)	01-SRP-4-WB*	—										
Soft Rubber	73			Roller	225 (101)	3.3 (1.5)	2.7 (1.2)	01-SRR-4	02-SRR-4										
Hard Rubber	84			Self Lube	350 (157)	3.2 (1.4)	2.6 (1.2)	01-HRP-4	02-HRP-4										
Hard Rubber	84			Self Lube	350 (157)	3.3 (1.5)	2.7 (1.2)	01-HRP-4-WB*	—										
Hard Rubber	84			Roller	350 (157)	3.2 (1.4)	2.6 (1.2)	01-HRR-4	02-HRR-4										
Phenolic	82			Roller	450 (202)	3.3 (1.5)	2.7 (1.2)	01-PHR-4	02-PHR-4										
Polyolefin (Blk)	81			Plain	350 (157)	3.0 (1.35)	2.2 (1.0)	01-PBP-4	02-PBP-4										

* WB (with brake)



02-SIP-3

TOP PLATE DIMENSIONS AND MOUNTING HOLE SPACING 02 Series Rigid



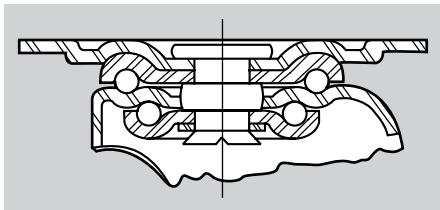
Wheel Size (Inches)	Size of Top Plate D x E (Inches)	Mounting Hole Spacing F x G (Inches)
2	1 1/2 x 2 21/32	15/16 x 2 1/8
2 1/2	2 1/4 x 4 7/16	1 1/16 x 3 1/2
3	2 1/2 x 4 15/16	1 3/16 x 4
4	3 1/8 x 6 1/4	1 3/4 x 5

SERIES SPL/RPL LIGHT DUTY PLATE

Capacities to 150 lbs.

Standard Features

- Exceeds I.C.M. Standards
- **Load Bearing** - Two full independent rows of hardened and polished ball bearings



- Case Hardened Raceways
- All Metal Parts Are Stress Relieved
- Finish - Corrosion resistant zinc



SPL-SRP-4

APPLICATIONS:
Light duty stock carts and mobile equipment of all types.



RPL-SRP-4

Optional Features

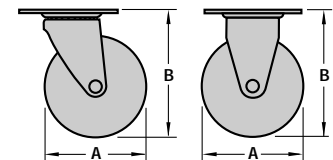
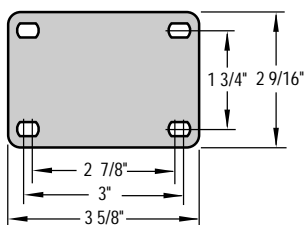
- Tread Contact Brake - (Suffix -WB)
- Thread Guards - (Suffix -TG)
- Grease Seals - (Suffix -GS)
- NSF Approved



Tread Contact Brake

Wheel Specifications					Caster Specifications					Part Number			
Dia. "A" Inches (mm)	Tread Inches (mm)	Wheel Composition	Ref. to Page	Bearing Type	Axle Dia. Inches (mm)	Load Capacity lbs. (KGS)	Overall Height "B" Inches (mm)	Swivel Radius Inches (mm)	Attach. Bolt Inches (mm)	Approx. Shipping Wt.		Swivel Caster	Rigid Caster
										Swivel lbs. (KGS)	Rigid lbs. (KGS)		
3 (76)	13/16 (21)	Soft Rubber	73	Celcon	1/4 (6)	90 (40.5)	3 3/4 (95)	2 3/4 (70)	5/16 (8)	1.0 (.45)	1.0 (.45)	SPL-SRP-3	RPL-SRP-3
		Hard Rubber	84	Celcon		100 (45.0)				1.0 (.45)	1.0 (.45)	SPL-HRP-3	RPL-HRP-3
		Polyolefin	81	Plain		110 (49.5)				1.0 (.45)	1.0 (.45)	SPL-PBP-3	RPL-PBP-3
		Santoprene (Polyolefin Core)	72	Plain		100 (45.0)				1.0 (.45)	1.0 (.45)	SPL-SPP-3	RPL-SPP-3
		Polyurethane (Polyolefin Core)	80	Plain		100 (45.0)				1.0 (.45)	1.0 (.45)	SPL-PPP-3	RPL-PPP-3
4 (102)	15/16 (24)	Soft Rubber	73	Celcon	5/16 (8)	115 (51.2)	4 13/16 (122.2)	3 5/16 (84)	5/16 (8)	1.4 (.6)	1.2 (.5)	SPL-SRP-4	RPL-SRP-4
		Hard Rubber	84	Celcon		125 (56.2)				1.6 (.7)	1.4 (.6)	SPL-HRP-4	RPL-HRP-4
		Polyolefin	81	Plain		140 (63.0)				1.4 (.6)	1.2 (.5)	SPL-PBP-4	RPL-PBP-4
		Santoprene (Polyolefin Core)	72	Plain		125 (56.2)				1.4 (.6)	1.2 (.5)	SPL-SPP-4	RPL-SPP-4
		Polyurethane (Polyolefin Core)	80	Plain		125 (56.2)				1.4 (.6)	1.2 (.5)	SPL-PPP-4	RPL-PPP-4
5 (127)	15/16 (24)	Soft Rubber	73	Celcon	5/16 (8)	125 (56.2)	5 13/16 (147.5)	3 15/16 (99)	5/16 (8)	2.2 (1.0)	1.8 (.8)	SPL-SRP-5	RPL-SRP-5
		Hard Rubber	84	Celcon		135 (61.0)				2.2 (1.0)	1.8 (.8)	SPL-HRP-5	RPL-HRP-5
		Polyolefin	81	Plain		150 (67.5)				2.0 (.9)	1.6 (.7)	SPL-PBP-5	RPL-PBP-5
		Santoprene (Polyolefin Core)	72	Plain		135 (61.0)				2.0 (.9)	1.6 (.7)	SPL-SPP-5	RPL-SPP-5
		Polyurethane (Polyolefin Core)	80	Plain		135 (61.0)				2.0 (.9)	1.6 (.7)	SPL-PPP-5	RPL-PPP-5

Standard Top Plate



SERIES TL LIGHT DUTY THREADED STEM

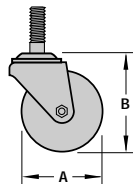
Capacities to 135 lbs.

Standard Features

- Exceeds I.C.M. Standards
- **Load Bearing** - Two full independent rows of hardened and polished ball bearings
- **Case Hardened Stamped Steel Construction**
- **All Metal Parts Are Stress Relieved**
- **Finish** - Corrosion resistant zinc

Optional Features

- **Stem Lengths** - Specific stem lengths cut and deburred to order
- **Tread Contact Brake** - (Suffix -WB)
- **Thread Guards** - (Suffix -TG)
- **Grease Seals** - (Suffix -GS)
- **Rigid Casters Available**
- **Special Finishes Available**
- **NSF Approved**



TL-SRP-3-32

TL-SRP-3-32-WB




Tread Contact Brake 3", 4" & 5"



TL-SRP-2-32-WB

Cam Action Brake 2" & 2 1/2"

Stem Selections



Threaded Stem Size Diameter & Length	Stem Suffix
5/16" - 18" x 1"	-51
5/16" - 18" x 1 1/2"	-52
3/8" - 16" x 1"	-31
3/8" - 16" x 1 1/2"	-32
7/16" - 14" x 1 1/2"	-72
7/16" - 14" x 2 1/8"	-78
1/2" - 13" x 1 1/2"	-12

Add the Stem Suffix to the swivel caster part number.

Example TL-SRP-2-51

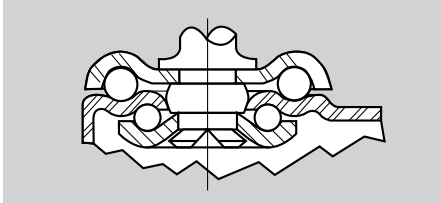
Wheel Specifications						Caster Specifications				Part Number	
Dia. "A" Inches (mm)	Tread Inches (mm)	Wheel Composition	Ref. to Page	Bearing Type	Axle Dia. Inches (mm)	Load Capacity lbs. (KGS)	Overall Height "B" Inches (mm)	Swivel Radius Inches (mm)	Approx. Shipping Weight lbs. (KGS)	Caster	Stem Suffix
2 (50)	7/8 (22)	Soft Rubber	73	Celcon	7/32	70 (32)	2 17/32 (64)	1 5/8 (41)	.25 (.11)	TL-SRP-2 . . .	-51, -52, -31, -32
		Hard Rubber	84	Celcon	(5)	90 (41)			.25 (.11)	TL-HRP-2 . . .	
2 1/2 (60)	13/16 (21)	Soft Rubber	73	Celcon	1/4 (6)	80 (36)	3 1/32 (77)	2 1/4 (57)	.36 (.16)	TL-SRP-25 . . .	-51, -52, -31, -32
		Hard Rubber	84	Celcon		90 (41)			.36 (.16)	TL-HRP-25 . . .	
		Polyolefin	81	Celcon		90 (41)			.36 (.16)	TL-PBP-25 . . .	
3 (76)	13/16 (21)	Soft Rubber	73	Celcon	1/4 (6)	90 (41)	3 1/2 (89)	2 3/4 (70)	.63 (.28)	TL-SRP-3 . . .	-51, -52, -31, -32 -72, -78
		Hard Rubber	84	Celcon		100 (45)			.63 (.28)	TL-HRP-3 . . .	
		Santoprene (Polyolefin Core)	72	Plain		100 (45)			.63 (.28)	TL-SPP-3 . . .	
		Polyolefin	81	Plain		100 (45)			.63 (.28)	TL-PBP-3 . . .	
4 (102)	15/16 (24)	Soft Rubber	73	Celcon	5/16 (8)	115 (52)	4 11/16 (119)	3 5/16 (84)	1.3 (.59)	TL-SRP-4 . . .	-32, -72, -78, -12
		Hard Rubber	84	Celcon		125 (56)			1.3 (.59)	TL-HRP-4 . . .	
		Santoprene (Polyolefin Core)	72	Plain		125 (56)			1.3 (.59)	TL-SPP-4 . . .	
		Polyolefin	81	Plain		125 (56)			1.3 (.59)	TL-PBP-4 . . .	
5 (127)	15/16 (24)	Soft Rubber	73	Celcon	5/16 (8)	125 (56)	5 23/32 (145)	3 15/16 (99)	1.7 (.77)	TL-SRP-5 . . .	-32, -72, -78, -12
		Hard Rubber	84	Celcon		135 (61)			1.7 (.77)	TL-HRP-5 . . .	
		Santoprene (Polyolefin Core)	72	Plain		135 (61)			1.7 (.77)	TL-SPP-5 . . .	
		Polyolefin	81	Plain		135 (61)			1.7 (.77)	TL-PBP-5 . . .	

SERIES G2 LIGHT DUTY GRIP RING

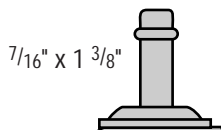
Capacities to 300 lbs.

Standard Features

- **Load Bearings** - Independent double ball bearing construction



- **Finish** - Corrosion resistant zinc
- **Stem Dimensions** -



G2-SRP-3

Optional Features

- **Tread Contact Brake** - (Suffix -WB)
Not available in 2" and 2 1/2" sizes
- **Sockets Available for Various Sizes**
(page 68)
- **NSF Approved**

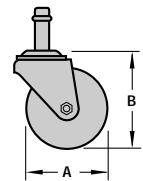
APPLICATIONS:

This series offers a broad selection of wheel materials suitable for the hospital, office, and institutional environment.

Like the G03 series, these casters will adapt to the sockets shown on page 68.



Tread Contact Brake (Suffix -WB)




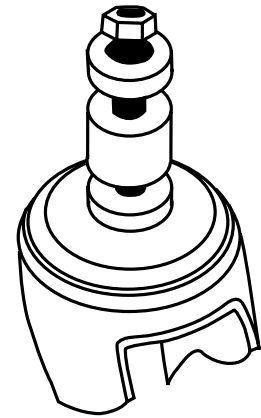
Wheel Specifications						Caster Specifications				Part Number
Dia. "A" Inches (mm)	Tread Inches (mm)	Wheel Composition	Ref. to Page	Bearing Type	Axle Dia. Inches (mm)	Load Capacity lbs. (KGS)	Overall Height "B" Inches (mm)	Swivel Radius Inches (mm)	Approx. Shipping Weight lbs. (KGS)	Caster
2 (50)	7/8 (22)	Soft Rubber	73	Self Lube	1/4 (6)	80 (36)	2 17/32 (64)	2 3/4 (70)	0.5 (.2)	G2-SRP-2
2 1/2 (63)	13/16 (21)	Soft Rubber	73	Self Lube	1/4 (6)	80 (36)	3 1/32 (90)	2 3/4 (70)	0.5 (.2)	G2-SRP-25
		Santoprene (Polyolefin Core)	72	Plain		100 (45)			0.5 (.2)	G2-SPP-25
		Polyurethane (Polyolefin Core)	80	Plain		100 (45)			0.5 (.2)	G2-PPP-25
3 (76)	15/16 (24)	Soft Rubber	73	Celcon	5/16 (8)	90 (40.5)	3 1/2 (89)	2 3/4 (70)	.63 (.28)	G2-SRP-3
		Hard Rubber	84	Celcon		100 (45)			.63 (.28)	G2-HRP-3
		Polyolefin	81	Plain		110 (49.5)			.63 (.28)	G2-PBP-3
		Santoprene (Polyolefin Core)	72	Plain		100 (45)			.63 (.28)	G2-SPP-3
		Polyurethane (Polyolefin Core)	80	Plain		100 (45)			.63 (.28)	G2-PPP-3
4 (102)	15/16 (24)	Soft Rubber	73	Celcon	5/16 (8)	115 (52)	4 11/16 (119)	3 5/16 (84)	1.18 (.53)	G2-SRP-4
		Hard Rubber	74	Celcon		125 (56)			1.18 (.53)	G2-HRP-4
		Polyolefin	81	Plain		140 (63)			1.18 (.53)	G2-PBP-4
		Santoprene (Polyolefin Core)	72	Plain		125 (56)			1.18 (.53)	G2-SPP-4
		Polyurethane (Polyolefin Core)	80	Plain		125 (56)			1.18 (.53)	G2-PPP-4
5 (127)	15/16 (24)	Soft Rubber	73	Celcon	5/16 (8)	125 (56)	5 23/32 (145)	3 15/16 (99)	1.68 (.89)	G2-SRP-5
		Hard Rubber	84	Celcon		135 (61)			1.68 (.89)	G2-HRP-5
		Polyolefin	81	Plain		150 (68)			1.68 (.89)	G2-PBP-5
		Santoprene (Polyolefin Core)	72	Plain		135 (61)			1.68 (.89)	G2-SPP-5
		Polyurethane (Polyolefin Core)	80	Plain		135 (61)			1.68 (.89)	G2-PPP-5

SERIES XL LIGHT DUTY EXPAND. STEM

Capacities to 150 lbs.

XL-SPP-5-150

Expandable
Stem

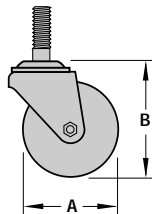


Standard Features

- 3 Piece Socket Expands Into Tubing
- Exceeds I.C.M. Standards
- Load Bearing - Two full independent rows of hardened and polished ball bearings
- Stamped And Formed Construction
- All Metal Parts Are Stress Relieved
- Finish - Corrosion resistant zinc

Optional Features

- Tread Contact Brake - (Suffix -WB)
- Grease Seals - (Suffix -GS)
- Thread Guards - (Suffix -TG)
- NSF Approved



Tread Contact Brake

Stem Selections

Inside Diameter of Tubing	Stem Suffix
3/4" - 1 5/16" Round or Square	-100
1" - 1 3/16" Round or Square	-125
1 1/4" - 1 1/2" Round or Square	-150
1 9/16" - 1 3/4" Round or Square	-175

Add the Stem Code Suffix to the swivel caster part number.

Example XL-SRP-3-100

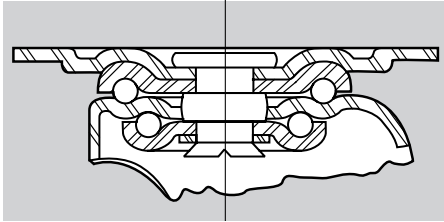
Wheel Specifications					Caster Specifications				Part Number		
Dia. "A" Inches (mm)	Tread Inches (mm)	Wheel Composition	Ref. to Page	Bearing Type	Axle Dia. Inches (mm)	Load Capacity lbs. (KGS)	Overall Height "B" Inches (mm)	Swivel Radius Inches (mm)	Approx. Shipping Weight lbs. (KGS)	Caster	Stem Code Suffix
3 (76)	1 3/16 (21)	Soft Rubber	73	Celcon	1/4 (6)	90 (40.5)	3 1/2 (89)	2 3/4 (70)	.63 (.28)	XL-SRP-3 ...	-100, -125, -150, -175
		Hard Rubber	84	Celcon		100 (45)			.63 (.28)	XL-HRP-3 ...	
		Polyolefin	81	Plain		110 (49.5)			.63 (.28)	XL-PBP-3	
		Santoprene (Polyolefin Core)	72	Plain		100 (45)			.63 (.28)	XL-SPP-3 ...	
		Polyurethane (Polyolefin Core)	80	Plain		100 (45)			.63 (.28)	XL-PPP-3 ...	
4 (102)	1 5/16 (24)	Soft Rubber	73	Celcon	5/16 (8)	115 (52)	4 11/16 (119)	3 5/16 (84)	1.18 (.53)	XL-SRP-4 ...	-100, -125, -150, -175
		Hard Rubber	84	Celcon		125 (56)			1.18 (.53)	XL-HRP-4 ...	
		Polyolefin	81	Plain		140 (63)			1.18 (.53)	XL-PBP-4	
		Santoprene (Polyolefin Core)	72	Plain		125 (56)			1.18 (.53)	XL-SPP-4 ...	
		Polyurethane (Polyolefin Core)	80	Plain		125 (56)			1.18 (.53)	XL-PPP-4 ...	
5 (127)	1 5/16 (24)	Soft Rubber	73	Celcon	5/16 (8)	125 (56)	5 23/32 (145)	3 15/16 (99)	1.68 (.89)	XL-SRP-5 ...	-100, -125, -150, -175
		Hard Rubber	84	Celcon		135 (61)			1.68 (.89)	XL-HRP-5 ...	
		Polyolefin	81	Plain		150 (68)			1.68 (.89)	XL-PBP-5	
		Santoprene (Polyolefin Core)	72	Plain		135 (61)			1.68 (.89)	XL-SPP-5 ...	
		Polyurethane (Polyolefin Core)	80	Plain		135 (61)			1.68 (.89)	XL-PPP-5 ...	

SERIES 03/04 LIGHT MEDIUM DUTY PLATE

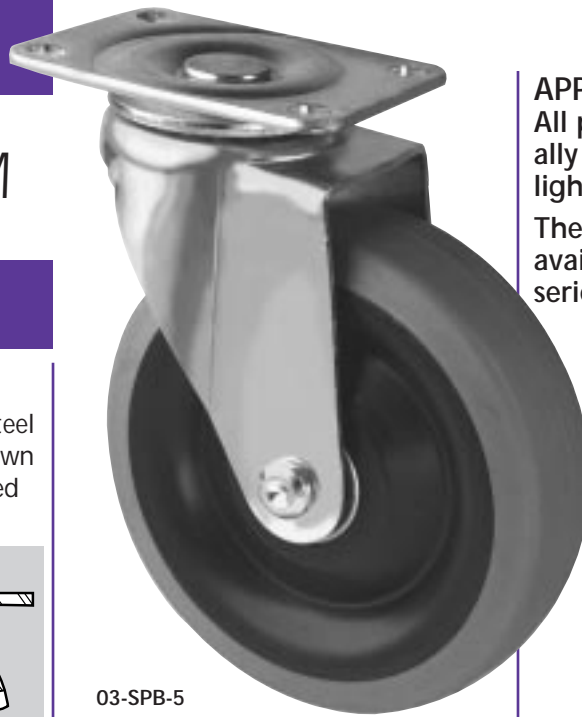
Capacities to 300 lbs.

Standard Features

- **Swivel Casters** - Heavy gauge steel top plate is attached to a full drawn steel horn with integral, hardened raceways



- **Load Bearings** - Two full, independent rows of hardened, polished ball bearings roll freely in large diameter, lubricated raceways
- **King Pin** - Shanked, hardened king pin holds raceways precisely in alignment
- **Wheel Bearings** - Self lubricating, plain, ball, and roller bearings are available
- **Finish** - Corrosion resistant zinc



03-SPB-5



APPLICATIONS:

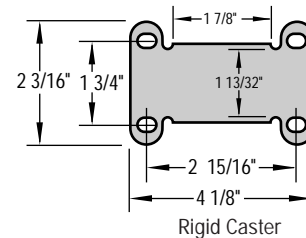
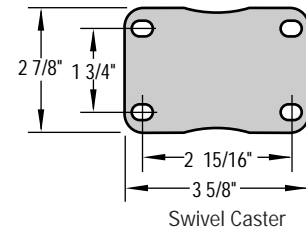
All purpose series found in virtually all institutional as well as light industrial environments.

The range of wheel materials available make this a popular series with schools and hospitals.



04-SPB-5

Standard Top Plates



Optional Features

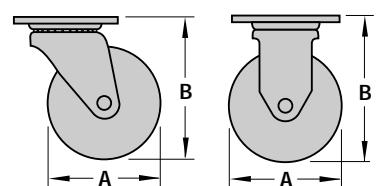
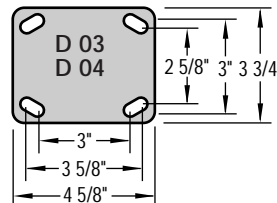
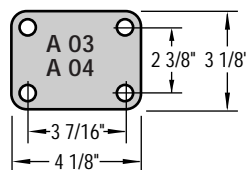
- **Tread Contact Brake** - (Suffix-WB)
Not available on 3" caster, rigid caster, or roller bearing wheels.
- **Grease Seals** - (Suffix-GS)
- **Top Locking Wheel Brake** - (Suffix-TLB)
Available for 3 1/2", 4" and 5" diameters. See page 104.

Wheel Specifications					Caster Specifications						Part Number			
Dia. "A" Inches (mm)	Tread Inches (mm)	Wheel Composition	Ref. to Page	Bearing Type	Axle Dia. Inches (mm)	Load Capacity lbs. (KGS)	Overall Height "B" Inches (mm)	Swivel Radius Inches (mm)	Attach. Bolt Inches (mm)	Approx. Shipping Wt.		Swivel Caster	Rigid Caster	
										Swivel lbs. (KGS)	Rigid lbs. (KGS)			
2 1/2 (60)	1 1/8 (29)	Sintered Iron	86	Plain	5/16 (8)	200 (90)	3 5/16 (84)	2 3/8 (60)	5/16 (8)	1.8 (.81)	1.1 (.50)	03-SIP-25	04-SIP-25	
		Soft Rubber	73	Self Lube		100 (45)				1.2 (.54)	.90 (.40)	03-SRP-25	04-SRP-25	
		Hard Rubber	84	Self Lube		200 (90)				1.2 (.54)	.90 (.40)	03-HRP-25	04-HRP-25	
		Polyurethane (Polyolefin Core)	80	Ball		200 (90)				1.3 (.59)	1.0 (.45)	03-PPB-25	04-PPB-25	
		Polyolefin (Blk)	81	Plain		200 (90)				1.1 (.50)	.80 (.36)	03-PBP-25	04-PBP-25	
		Polyolefin (Wt)	81	Plain		200 (90)				1.1 (.50)	.80 (.36)	03-PWP-25	04-PWP-25	
3 (76)	1 5/16 (33)	Sintered Iron	86	Plain	3/8 (10)	300 (135)	3 13/16 (97)	2 3/4 (70)	5/16 (8)	2.0 (.90)	1.8 (.81)	03-SIP-3	04-SIP-3	
		Cast Iron	86	Roller		300 (135)				2.4 (1.08)	2.2 (1.0)	03-SSR-3	04-SSR-3	
		Soft Rubber	73	Self Lube		175 (79)				1.4 (.63)	1.2 (.54)	03-SRP-3	04-SRP-3	
		Soft Rubber	73	Roller		175 (79)				1.4 (.63)	1.2 (.54)	03-SRR-3	04-SRR-3	
		Hard Rubber	84	Self Lube		270 (121)				1.4 (.63)	1.2 (.54)	03-HRP-3	04-HRP-3	
		Hard Rubber	84	Roller		270 (121)				1.4 (.63)	1.2 (.54)	03-HRR-3	04-HRR-3	
	1 3/8 (35)	Polyurethane (Polyolefin Core)	80	Ball		250 (121)				1.5 (.68)	1.3 (.59)	03-PPB-3	04-PPB-3	
		1 1/4 (32)	Solid Urethane	77		Plain				290 (121)	1.5 (.68)	1.3 (.59)	03-KTP-3	04-KTP-3
			Polyolefin (Blk)	81		Plain				270 (121)	1.1 (.50)	.90 (.40)	03-PBP-3	04-PBP-3
	Polyolefin (Wt)		81	Plain		270 (121)				1.1 (.50)	.90 (.40)	03-PWP-3	04-PWP-3	
	Phenolic		82	Plain		300 (135)				1.5 (.68)	1.3 (.59)	03-PHP-3	04-PHP-3	
	Phenolic	82	Roller	300 (135)		1.5 (.68)				1.3 (.59)	03-PHR-3	04-PHR-3		

Wheel Specifications						Caster Specifications						Part Number	
Dia. "A" Inches (mm)	Tread Inches (mm)	Wheel Composition	Ref. to Page	Bearing Type	Axle Dia. Inches (mm)	Load Capacity lbs. (KGS)	Overall Height "B" Inches (mm)	Swivel Radius Inches (mm)	Attach. Bolt Inches (mm)	Approx. Shipping Wt.		Swivel Caster	Rigid Caster
										Swivel lbs. (KGS)	Rigid lbs. (KGS)		
3 1/2 (89)	1 1/4 (32)	Cast Iron	86	Plain	3/8 (10)	300 (135)	4 3/4 (121)	3 3/16 (81)	5/16 (8)	3.0 (1.35)	2.6 (1.17)	03-SSP-35	04-SSP-35
		Cast Iron	86	Roller		300 (135)				3.0 (1.35)	2.6 (1.17)	03-SSR-35	04-SSR-35
	1 5/16 (33)	Soft Rubber	73	Self Lube		200 (90)				1.9 (.86)	1.5 (.68)	03-SRP-35	04-SRP-35
		Rubber Tire (Steel Disc)	N/A	Ball		200 (90)				2.2 (1.0)	1.8 (.81)	03-RTB-35	04-RTB-35
	1 1/8 (29)	Hard Rubber	84	Self Lube		275 (124)				1.9 (.86)	1.5 (.68)	03-HRP-35	04-HRP-35
		Hard Rubber	84	Roller		275 (124)				1.9 (.86)	1.5 (.68)	03-HRR-35	04-HRR-35
	1 5/16 (33)	Polyurethane (Polyolefin Core)	80	Ball		250 (112)				1.8 (.81)	1.4 (.63)	03-PPB-35	04-PPB-35
		Polyurethane (Polyolefin Core)	72	Delrin		250 (112)				1.8 (.81)	1.4 (.63)	03-PPD-35	04-PPD-35
		Santoprene (Polyolefin Core)	72	Ball		200 (90)				1.8 (.81)	1.4 (.63)	03-SPB-35	04-SPB-35
		Santoprene (Polyolefin Core)	81	Delrin		200 (90)				1.8 (.81)	1.4 (.63)	03-SPD-35	04-SPD-35
	1 1/4 (32)	Polyolefin (Blk)	81	Plain		270 (121)				1.6 (.72)	1.2 (.54)	03-PBP-35	04-PBP-35
		Polyolefin (Wt)	81	Plain		270 (121)				1.6 (.72)	1.2 (.54)	03-PWP-35	04-PWP-35
		Phenolic	82	Plain		300 (135)				2.0 (.90)	1.6 (.72)	03-PHP-35	04-PHP-35
		Phenolic	82	Roller		300 (135)				2.0 (.90)	1.6 (.72)	03-PHR-35	04-PHR-35
4 (102)	1 1/4 (32)	Cast Iron	86	Plain	3/8 (10)	300 (135)	5 (127)	3 7/16 (87)	5/16 (8)	3.3 (1.49)	2.9 (1.31)	03-SSP-4	04-SSP-4
		Cast Iron	86	Roller		300 (135)				3.3 (1.49)	2.9 (1.31)	03-SSR-4	04-SSR-4
	1 1/8 (29)	Soft Rubber	73	Self Lube		200 (90)				2.2 (1.0)	1.8 (.81)	03-SRP-4	04-SRP-4
		Rubber Tire (Steel Disc)	N/A	Ball		200 (90)				2.5 (1.13)	2.1 (.95)	03-RTB-4	04-RTB-4
	1 1/4 (32)	Hard Rubber	84	Self Lube		275 (124)				2.2 (1.0)	1.8 (.81)	03-HRP-4	04-HRP-4
		Hard Rubber	84	Roller		275 (124)				2.2 (1.0)	1.8 (.81)	03-HRR-4	04-HRR-4
		Solid Urethane	77	Plain		275 (124)				2.2 (1.0)	1.8 (.81)	03-KTP-4	04-KTP-4
	1 3/8 (35)	Polyurethane (Polyolefin Core)	80	Ball		250 (112)				2.1 (.95)	1.7 (.77)	03-PPB-4	04-PPB-4
		Polyurethane (Polyolefin Core)	80	Delrin		250 (112)				2.1 (.95)	1.7 (.77)	03-PPD-4	04-PPD-4
		Santoprene (Polyolefin Core)	72	Ball		200 (90)				2.1 (.95)	1.7 (.77)	03-SPB-4	04-SPB-4
		Santoprene (Polyolefin Core)	72	Delrin		200 (90)				2.1 (.95)	1.7 (.77)	03-SPD-4	04-SPD-4
	1 1/4 (32)	Polyolefin (Blk)	81	Plain		275 (124)				1.9 (.86)	1.5 (.68)	03-PBP-4	04-PBP-4
		Polyolefin (Wt)	81	Plain		275 (124)				1.9 (.86)	1.5 (.68)	03-PWP-4	04-PWP-4
		Phenolic	82	Plain		300 (127)				2.2 (1.0)	1.8 (.81)	03-PHP-4	04-PHP-4
Phenolic		82	Roller	300 (127)	2.2 (1.0)	1.8 (.81)	03-PHR-4	04-PHR-4					
5 (127)	1 1/4 (32)	Cast Iron	86	Plain	3/8 (10)	300 (135)	6 1/8 (156)	3 15/16 (100)	5/16 (8)	3.8 (1.7)	3.4 (1.5)	03-SSP-5	04-SSP-5
		Cast Iron	86	Roller		300 (135)				3.8 (1.7)	3.4 (1.5)	03-SSR-5	04-SSR-5
	1 1/8 (29)	Soft Rubber	72	Self Lube		200 (90)				2.9 (1.3)	2.5 (1.1)	03-SRP-5	04-SRP-5
		Soft Rubber	72	Ball		200 (90)				2.9 (1.3)	2.5 (1.1)	03-SRB-5	04-SRB-5
	1 1/4 (32)	Rubber Tire (Steel Disc)	N/A	Ball		240 (108)				3.0 (1.35)	2.6 (1.2)	03-RTB-5	04-RTB-5
		Hard Rubber	84	Self Lube		275 (124)				2.9 (1.3)	2.5 (1.1)	03-HRP-5	04-HRP-5
		Hard Rubber	84	Roller		275 (124)				2.9 (1.3)	2.5 (1.1)	03-HRR-5	04-HRR-5
	1 3/8 (35)	Solid Urethane	77	Plain		300 (135)				2.9 (1.3)	2.5 (1.1)	03-KTP-5	04-KTP-5
		Polyurethane (Polyolefin Core)	80	Ball		275 (124)				2.9 (1.3)	2.5 (1.1)	03-PPB-5	04-PPB-5
		Polyurethane (Polyolefin Core)	80	Delrin		275 (124)				2.9 (1.3)	2.5 (1.1)	03-PPD-5	04-PPD-5
		Santoprene (Polyolefin Core)	72	Ball		225 (101)				2.9 (1.3)	2.5 (1.1)	03-SPB-5	04-SPB-5
	1 1/4 (32)	Santoprene (Polyolefin Core)	72	Delrin		225 (101)				2.9 (1.3)	2.5 (1.1)	03-SPD-5	04-SPD-5
		Polyolefin (Blk)	81	Plain		275 (124)				2.5 (1.1)	2.1 (.95)	03-PBP-5	04-PBP-5
		Polyolefin (Wt)	81	Plain		275 (124)				2.5 (1.1)	2.1 (.95)	03-PWP-5	04-PWP-5
Phenolic		82	Plain	300 (135)	2.9 (1.3)	2.5 (1.1)	03-PHP-5	04-PHP-5					
1 1/4 (32)	Phenolic	82	Roller	300 (135)	2.9 (1.3)	2.5 (1.1)	03-PHR-5	04-PHR-5					

Optional Top Plates

Add prefix A or D to caster number.
Example: A03-SRP-35

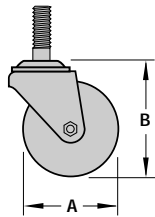


SERIES TM LIGHT MED DUTY THREADED STEM

Capacities to 290 lbs.

Standard Features

- Exceeds I.C.M. Standards
- Load Bearing - Two full independent rows of hardened and polished ball bearings
- Stamped And Formed Construction
- All Metal Parts Are Stress Relieved
- Finish - Corrosion resistant zinc



Optional Features


- Tread Contact Brake - (Suffix -WB)
- Stem Lengths - Specific stem lengths cut and deburred to order
- Thread Guards - (Suffix -TG)
- Grease Seals - (Suffix -GS)
- Rigid Casters Available
- NSF Approved



TM-SRP-5-12



Tread Contact Brake



Stem Selections

Threaded Stem Size Diameter & Length	Stem Suffix
7/16" - 14" x 1 1/2"	-72
7/16" - 14" x 2 1/8"	-78
1/2" - 13" x 1 1/2"	-12

Add the Stem Suffix to the swivel caster part number.

Example TM-SRP-3-12

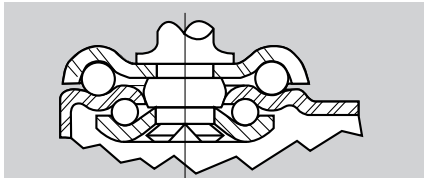
Wheel Specifications					Caster Specifications				Part Number		
Dia. "A" Inches (mm)	Tread Inches (mm)	Wheel Composition	Ref. to Page	Bearing Type	Axle Dia. Inches (mm)	Load Capacity lbs. (KGS)	Overall Height "B" Inches (mm)	Swivel Radius Inches (mm)	Approx. Shipping Weight lbs. (KGS)	Caster	Stem Suffix
3 (76)	1 1/4 (32)	Soft Rubber	73	Self Lube	3/8 (10)	175 (79)	3 13/16 (97)	2 3/4 (70)	1.3 (.59)	TM-SRP-3...	-72, -12
		Hard Rubber	84	Self Lube		270 (130)			1.3 (.59)	TM-HRP-3...	
		Solid Urethane	77	Plain		270 (130)			1.3 (.59)	TM-KTP-3...	
		Santoprene	72	Ball		200 (90)			1.3 (.59)	TM-SPB-3...	
		Polyolefin (Blk)	81	Plain		270 (130)			1.3 (.59)	TM-PBP-3...	
		Polyolefin (Wt)	81	Plain		270 (130)			1.3 (.59)	TM-PWP-3...	
3 1/2 (89)	1 1/4 (32)	Soft Rubber	73	Self Lube	3/8 (10)	200 (124)	4 3/4 (121)	3 3/16 (81)	1.9 (.86)	TM-SRP-35...	-72, -78, -12
		Hard Rubber	84	Self Lube		275 (90)			1.9 (.86)	TM-HRP-35...	
	1 3/8 (35)	Santoprene (Polyolefin Core)	72	Ball		200 (90)			2.2 (1.0)	TM-SPB-35...	
		Polyurethane (Polyolefin Core)	80	Ball		275 (124)			2.2 (1.0)	TM-SPD-35...	
		Polyurethane (Polyolefin Core)	80	Delrin		275 (124)			2.2 (1.0)	TM-PPB-35...	
		Polyurethane (Polyolefin Core)	80	Delrin		275 (124)			2.2 (1.0)	TM-PPD-35...	
4 (102)	1 1/4 (32)	Soft Rubber	73	Self Lube	3/8 (10)	200 (90)	5 (127)	3 7/16 (87)	2.2 (1.0)	TM-SRP-4...	-72, -78, -12
		Hard Rubber	84	Self Lube		275 (124)			2.2 (1.0)	TM-HRP-4...	
		Solid Urethane	77	Plain		275 (124)			2.2 (1.0)	TM-KTP-4...	
	1 3/8 (35)	Santoprene (Polyolefin Core)	72	Ball		200 (90)			2.1 (.95)	TM-SPB-4...	
		Santoprene (Polyolefin Core)	72	Delrin		200 (90)			2.1 (.95)	TM-SPD-4...	
		Polyurethane (Polyolefin Core)	80	Ball		250 (113)			2.1 (.95)	TM-PPB-4...	
		Polyurethane (Polyolefin Core)	80	Delrin		250 (113)			2.1 (.95)	TM-PPD-4...	
		Polyolefin (Blk)	81	Plain		275 (124)			1.9 (.86)	TM-PBP-4...	
		Polyolefin (Blk)	81	Plain		275 (124)			1.9 (.86)	TM-PWP-4...	
		Polyolefin (Wt)	81	Plain		275 (124)			1.9 (.86)	TM-PWP-4...	
5 (127)	1 1/4 (32)	Soft Rubber	73	Self Lube	3/8 (10)	240 (104)	6 (152)	3 15/16 (99)	2.9 (1.3)	TM-SRP-5...	-72, -78, -12
		Hard Rubber	84	Self Lube		290 (131)			2.9 (1.3)	TM-HRP-5...	
		Solid Urethane	77	Plain		290 (131)			2.9 (1.3)	TM-KTP-5...	
	1 3/8 (35)	Santoprene (Polyolefin Core)	72	Ball		225 (101)			2.9 (1.3)	TM-SPB-5...	
		Santoprene (Polyolefin Core)	72	Delrin		225 (101)			2.9 (1.3)	TM-SPD-5...	
		Polyurethane (Polyolefin Core)	80	Ball		275 (124)			2.9 (1.3)	TM-PPB-5...	
		Polyurethane (Polyolefin Core)	80	Delrin		275 (124)			2.9 (1.3)	TM-PPD-5...	
		Polyolefin (Blk)	81	Plain		290 (131)			2.5 (1.13)	TM-PBP-5...	
		Polyolefin (Blk)	81	Plain		290 (131)			2.5 (1.13)	TM-PWP-5...	
		Polyolefin (Wt)	81	Plain		290 (131)			2.5 (1.13)	TM-PWP-5...	
6 (152)	1 3/8 (35)	Santoprene (Polyolefin Core)	72	Ball	3/8 (10)	225 (101)	7 9/16 (192)	4 3/4 (121)	2.9 (1.3)	TM-SPB-6...	-72, -78, -12
		Santoprene (Polyolefin Core)	72	Delrin		225 (101)			2.9 (1.3)	TM-SPD-6...	
		Polyurethane (Polyolefin Core)	80	Ball		275 (124)			2.9 (1.3)	TM-PPB-6...	
		Polyurethane (Polyolefin Core)	80	Delrin		275 (124)			2.9 (1.3)	TM-PPD-6...	

SERIES G03 LIGHT MED DUTY GRIP RING

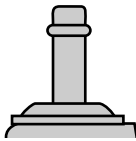
Capacities to 275 lbs.

Standard Features

- Exceeds ICM Standards
- Load Bearings - Two full independent rows of hardened and polished ball bearings

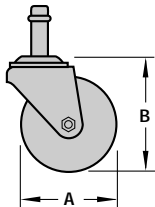


- Finish - Corrosion resistant zinc
- Stem Dimensions - $7/16" \times 1 \ 3/8"$



Optional Features

- Tread Contact Brake - (Suffix -WB)
- NSF Approved




G03-SRP-5



APPLICATIONS:

This versatile caster is used in a variety of institutional, food service, and office equipment.


Stem and socket combinations for all standard tubing sizes. Additional sockets and brackets are shown on page 68.



Tread Contact Brake (Suffix -WB)

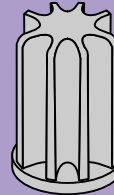
SOCKETS FOR STEM CASTERS

New Patented Reinforced Thermoplastic Design - Unlike plastic or steel, sockets will not loosen or wear.



Sockets for Square Tubing

Sockets for Round Tubing



Socket #	Fits Round I.D. Tube
RD1	.777
RD2	.872
RD3	.894
RD9	.902
RD4	1.072
RD5	1.12
RD6	1.31
RD7	1.495

Socket #	Fits Square I.D. Tube
SQ1	.620
SQ2	.650
SQ3	.870
SQ4	.902
SQ5	1.101
SQ6	1.120
SQ7	1.140
SQ8	1.150
SQ9	1.152
SQ10	1.40

Wheel Specifications						Caster Specifications				Part Number
Dia. "A" Inches (mm)	Tread Inches (mm)	Wheel Composition	Ref. to Page	Bearing Type	Axle Dia. Inches (mm)	Load Capacity lbs. (KGS)	Height "B" Inches (mm)	Swivel Radius Inches (mm)	Approx. Shipping Weight lbs. (KGS)	Caster
3 (76)	1 1/4 (32)	Polyolefin	81	Plain	3/8 (10)	270 (121)	3 13/16 (97)	2 3/4 (70)	1.1 (.50)	G03-PBP-3
		Soft Rubber	73	Self Lube		175 (79)			1.4 (.63)	G03-SRP-3
		Solid-Urethane	77	Plain		290 (131)			1.5 (.68)	G03-KTP-3
	1 3/8 (35)	Santoprene (Polyolefin Core)	72	Ball		200 (90)			1.5 (.68)	G03-SPB-3
		Delrin	72	Delrin		200 (90)			1.5 (.68)	G03-SPD-3
		Polyurethane (Polyolefin Core)	80	Ball		250 (112)			1.5 (.68)	G03-PPB-3
		Delrin	80	Delrin		250 (112)			1.5 (.68)	G03-PPD-3
		4 (102)	1 1/4 (32)	Polyolefin		81			Plain	275 (124)
Soft Rubber	73			Self Lube	200 (90)	2.2 (1.0)	G03-SRP-4			
Solid-Urethane	77			Plain	290 (131)	2.2 (1.0)	G03-KTP-4			
1 3/8 (35)	Santoprene (Polyolefin Core)		72	Ball	200 (90)	2.1 (.95)	G03-SPB-4			
	Delrin		72	Delrin	200 (90)	2.1 (.95)	G03-SPD-4			
	Polyurethane (Polyolefin Core)		80	Ball	250 (112)	2.1 (.95)	G03-PPB-4			
	Delrin		80	Delrin	250 (112)	2.1 (.95)	G03-PPD-4			
	5 (127)		1 1/4 (32)	Polyolefin	81	Plain	275 (124)	3/8 (10)	6 1/8 (156)	3 15/16 (100)
Soft Rubber		73		Self Lube	200 (90)	2.9 (1.3)	G03-SRP-5			
Solid-Urethane		77		Plain	300 (135)	2.9 (1.3)	G03-KTP-5			
1 3/8 (35)		Santoprene (Polyolefin Core)	72	Ball	225 (101)	2.9 (1.3)	G03-SPB-5			
		Delrin	72	Delrin	225 (101)	2.9 (1.3)	G03-SPD-5			
		Polyurethane (Polyolefin Core)	80	Ball	275 (124)	2.9 (1.3)	G03-PPB-5			
		Delrin	80	Delrin	275 (124)	2.9 (1.3)	G03-PPD-5			

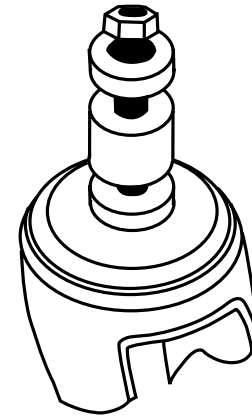
SERIES XM LIGHT MED DUTY EXPAND. STEM

Capacities to 300 lbs.

XM-PPB-5-125



Expandable
Stem

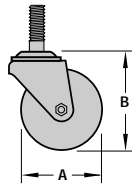


Standard Features

- 3 Piece Polypropylene Socket Expands Into Tubing
- Exceeds I.C.M. Standards
- Load Bearing - Two full independent rows of hardened and polished ball bearings
- Stamped And Formed Construction
- All Metal Parts Are Stress Relieved
- Finish - Corrosion resistant zinc


Optional Features

- Tread Contact Brake - (Suffix -WB)
- Grease Seals - (Suffix -GS)
- Thread Guards - (Suffix -TG)
- Available In Stainless Steel
- NSF Approved



Tread Contact Brake

Stem Selections



Inside Diameter of Tubing	Stem Suffix
3/4" - 15/16" Round or Square	-100
1" - 1 3/16" Round or Square	-125
1 1/4" - 1 1/2" Round or Square	-150
1 9/16" - 1 3/4" Round or Square	-175

Add the Stem Code Suffix to the swivel caster part number.

Example XM-SRP-35-100

Wheel Specifications					Caster Specifications					Part Number		
Dia. "A" Inches (mm)	Tread Inches (mm)	Wheel Composition	Ref. to Page	Bearing Type	Axle Dia. Inches (mm)	Load Capacity lbs. (KGS)	Overall Height "B" Inches (mm)	Swivel Radius Inches (mm)	Approx. Shipping Weight lbs. (KGS)	Caster	Stem Suffix	
3 1/2 (89)	1 5/16 (33)	Soft Rubber	73	Self Lube	3/8 (10)	200 (90)	4 3/4 (121)	3 3/16 (81)	1.9 (.86)	XM-SRP-35 . . .	-100, -125, -150, -175	
	1 1/8 (29)	Rubber Tire (Steel Disc)	N/A	Ball		200 (90)			2.2 (1.0)	XM-RTB-35 . . .		
	1 3/8 (35)	Santoprene (Polyolefin Core)	72	Ball		200 (90)			1.6 (.72)	XM-SPB-35 . . .		
			72	Delrin		200 (90)			1.6 (.72)	XM-SPD-35 . . .		
		Polyurethane (Polyolefin Core)	80	Ball		225 (101)			1.6 (.72)	XM-PPB-35 . . .		
			80	Delrin		225 (101)			1.6 (.72)	XM-PPD-35 . . .		
4 (102)	1 1/4 (32)	Soft Rubber	73	Self Lube	3/8 (10)	200 (90)	5 (127)	3 7/8 (87)	2.2 (1.0)	XM-SRP-4 . . .	-100, -125, -150, -175	
	1 1/8 (29)	Rubber Tire (Steel Disc)	N/A	Ball		200 (90)			2.4 (1.0)	XM-RTB-4 . . .		
	1 3/8 (35)	1 1/4 (32)	Solid Urethane	77		Plain			275 (124)	1.9 (.86)		XM-KTP-4 . . .
			Santoprene (Polyolefin Core)	72		Ball			200 (90)	2.7 (1.2)		XM-SPB-4 . . .
		Polyurethane (Polyolefin Core)	72	Delrin		200 (90)			2.7 (1.2)	XM-SPD-4 . . .		
				80		Ball			250 (112)	2.7 (1.2)		XM-PPB-4 . . .
			80	Delrin		250 (112)			2.7 (1.2)	XM-PPD-4 . . .		
				5 (127)		1 1/4 (32)			Soft Rubber	73		Self Lube
1 1/8 (29)	Rubber Tire (Steel Disc)	N/A	Ball		240 (108)	3.0 (1.4)	XM-RTB-5 . . .					
1 3/8 (35)	1 1/4 (32)	Solid Urethane	77		Plain	300 (135)	3.1 (1.4)	XM-KTP-5 . . .				
		Santoprene (Polyolefin Core)	72		Ball	225 (101)	3.6 (1.6)	XM-SPB-5 . . .				
	Polyurethane (Polyolefin Core)	72	Delrin		225 (101)	3.6 (1.6)	XM-SPD-5 . . .					
			80		Ball	275 (124)	3.6 (1.6)	XM-PPB-5 . . .				
80	Delrin	275 (124)	3.6 (1.6)	XM-PPD-5 . . .								
6 (152)	1 3/8 (35)	Santoprene (Polyolefin Core)	72	Ball	3/8 (10)	250 (112)	7 9/16 (192)	4 7/8 (124)	4.0 (1.8)	XM-SPB-6 . . .	-100, -125, -150, -175	
			72	Delrin		250 (112)			4.0 (1.8)	XM-SPD-6 . . .		
		Polyurethane (Polyolefin Core)	80	Ball		250 (112)			4.0 (1.8)	XM-PPB-6 . . .		
				80		Delrin			250 (112)	4.0 (1.6)		XM-PPD-6 . . .

SERIES CL LIGHT MED DUTY COMPLETE LOCK

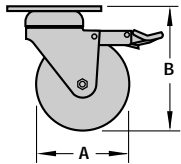
Capacities to 300 lbs.

Standard Features

- **Complete Locking Mechanism** - Locks both the wheel and the swivel
- **Load Bearings** - Two full independent rows of ball bearings
- **Wheel Bearings** - Are totally sealed
- **Dust Shields** - Upper and lower race

Optional Features

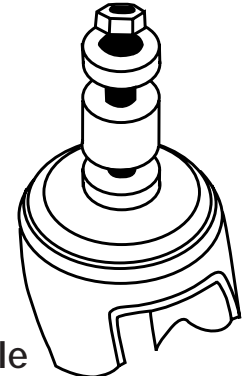
- **Expandable Socket Adapters**
- **Hollow King Pin (Swivel Only)** - Allows for special length bolt to be inserted through open hole in swivel assembly.
- **Swivel without Lock (Prefix CLS)**



CL-PPB-4



CLR-PPB-4



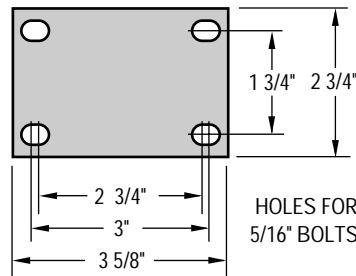
Expandable Stem Selections

Inside Diameter of Tubing	Stem Suffix
3/4" - 15/16" Round or Square	-100
1" - 1 3/16" Round or Square	-125
1 1/4" - 1 1/2" Round or Square	-150
1 9/16" - 1 3/4" Round or Square	-175

Add Expansion Stem Suffix to the swivel part number.

Example CL-SRP-35-100

Standard Top Plate



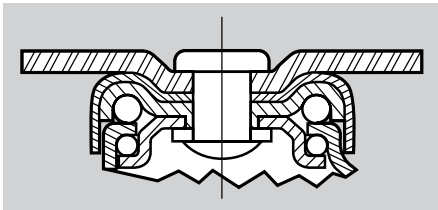
Wheel Specifications						Caster Specifications					Part Number	
Dia. "A" Inches (mm)	Tread Inches (mm)	Wheel Composition	Ref. to Page	Bearing Type	Axle Dia. Inches (mm)	Load Capacity lbs. (KGS)	Overall Height "B" Inches (mm)	Swivel Radius Inches (mm)	Attach. Bolt Inches (mm)	Approx. Shipping Weight lbs. (KGS)	Swivel Complete Lock	Rigid
3 1/2 (89)	1 3/8 (35)	Soft Rubber	73	Self Lube	3/8 (10)	200 (90)	4 29/32 (124)	2 21/32 (74)	5/16 (8)	1.9 (.9)	CL-SRP-35	CLR-SRP-35
		Santoprene (Polyolefin Core)	72	Ball		200 (90)				1.8 (.8)	CL-SPB-35	CLR-SPB-35
		Polyurethane (Polyolefin Core)	72	Delrin		200 (90)				1.8 (.8)	CL-SPD-35	CLR-SPD-35
		Polyurethane (Polyolefin Core)	80	Ball		250 (112)				1.8 (.8)	CL-PPB-35	CLR-PPB-35
		Polyurethane (Polyolefin Core)	80	Delrin		250 (112)				1.8 (.8)	CL-PPD-35	CLR-PPD-35
4 (102)	1 3/8 (35)	Soft Rubber	73	Self Lube	3/8 (10)	200 (90)	5 9/16 (141)	3 7/32 (82)	5/16 (8)	2.2 (1.0)	CL-SRP-4	CLR-SRP-4
		Santoprene (Polyolefin Core)	72	Ball		200 (90)				2.1 (.9)	CL-SPB-4	CLR-SPB-4
		Polyurethane (Polyolefin Core)	72	Delrin		200 (90)				2.1 (.9)	CL-SPD-4	CLR-SPD-4
		Polyurethane (Polyolefin Core)	80	Ball		250 (112)				2.1 (.9)	CL-PPB-4	CLR-PPB-4
		Polyurethane (Polyolefin Core)	80	Delrin		250 (112)				2.1 (.9)	CL-PPD-4	CLR-PPD-4
	Solid Urethane	77	Plain	275 (124)	2.1 (.9)	CL-KTP-4	CLR-KTP-4					
5 (125)	1 3/8 (35)	Soft Rubber	73	Self Lube	3/8 (10)	200 (90)	6 1/2 (165)	3 23/32 (95)	5/16 (8)	2.9 (1.3)	CL-SRP-5	CLR-SRP-5
		Santoprene (Polyolefin Core)	72	Ball		225 (101)				2.9 (1.3)	CL-SPB-5	CLR-SPB-5
		Polyurethane (Polyolefin Core)	72	Delrin		225 (101)				2.9 (1.3)	CL-SPD-5	CLR-SPD-5
		Polyurethane (Polyolefin Core)	80	Ball		275 (124)				2.9 (1.3)	CL-PPB-5	CLR-PPB-5
		Polyurethane (Polyolefin Core)	80	Delrin		275 (124)				2.9 (1.3)	CL-PPD-5	CLR-PPD-5
	Solid Urethane	77	Plain	300 (135)	2.9 (1.3)	CL-KTP-5	CLR-KTP-5					

SERIES 05/06 LIGHT MEDIUM DUTY DELUXE

Capacities to 400 lbs.

Standard Features

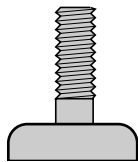
- **Highest Capacity Rating** - For a Light Medium Duty Caster
- **Load Bearings** - Two independent rows of ball bearings in over-sized, shielded raceways
- **Thread Guards** - On Advanced Elastomer and Neoprene wheels
- **Finish** - Corrosion resistant zinc



Optional Features

- **Wheel Brakes** - (Suffix -WB)
- **Conductive Wheels** - Advanced Elastomer & Neoprene (Suffix -CDX)
- **Anti-Static Wheels** (Please inquire)
- **Swivel Lock** - (Suffix -SL)

Threaded Stem Selections

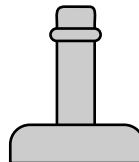


Threaded Stem Size Diameter & Length	Stem Suffix
1/2" x 1 1/2" NC	-TH
5/8" x 2" NC	-TN
3/4" x 2 1/2" NC	-TR

Add the Stem Suffix to the swivel caster part number.

Example 05-NPB-35-TN

Grip Ring Stem Selections



Grip Ring Stem Size Diameter & Length	Stem Suffix
5/8" x 2"	-GU
7/8" x 2"	-GF
1" x 2 1/2"	-GK

APPLICATIONS:

Equipment crates and cases where constant loading and unloading require superior performance.

Professional movers dollies are subjected to abuse beyond the normal application. Like any good tool, the investment in quality is worthwhile.



05-AEB-4

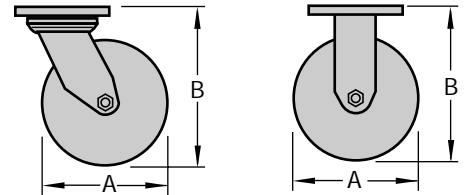


Rigid Caster
06-AEB-4

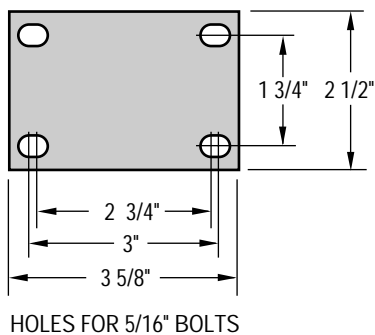
Top Plate Dimensions & Mounting Hole Spacing

Size of Top Plate (Inches) (mm)	Mounting Hole Spacing (Inches) (mm)	Plate Suffix
3 5/8 x 2 1/2 (92 x 63.5)	3 x 1 3/4 (76 x 44)	Standard
4 3/8 x 3 3/8 (111 x 86)	3 3/8 x 2 3/8 (86 x 60)	P3
4 x 4 (102 x 102)	3 x 3 (76 x 76)	P4

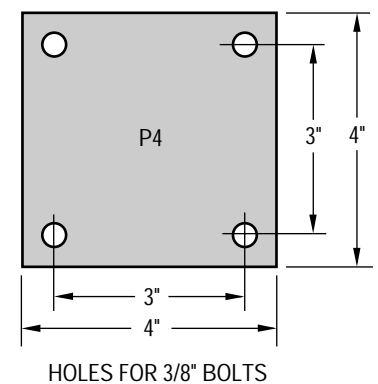
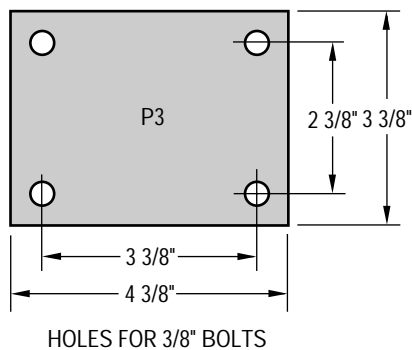
Wheel Specifications						Caster Specifications						Part Number	
Dia. "A" Inches (mm)	Tread Inches (mm)	Wheel Composition	Ref. to Page	Bearing Type	Axle Dia. Inches (mm)	Load Capacity lbs. (KGS)	Overall Height "B" Inches (mm)	Swivel Radius Inches (mm)	Attach. Bolt Inches (mm)	Approx. Shipping Wt.		Swivel Caster	Rigid Caster
										Swivel lbs. (KGS)	Rigid lbs. (KGS)		
3 (75)	1 1/4 (32)	Advanced Elastomer	76	Ball	3/8 (10)	400 (180)	4 5/16 (109)	2 3/4 (70)	5/16 (8)	2.25 (1.0)	2.0 (.90)	05-AEB-3	06-AEB-3
		Neoprene	N/A	Ball		200 (90)				2.25 (1.0)	2.0 (.90)	05-NPB-3	06-NPB-3
		Phenolic	82	Roller		400 (180)				2.25 (1.0)	2.0 (.90)	05-PHR-3	06-PHR-3
	1 3/8 (35)	Polyurethane (Polyolefin Core)	80	Ball		250 (250)				2.25 (1.0)	2.0 (.90)	05-PPB-3	06-PPB-3
3 1/2 (89)	1 1/4 (32)	Advanced Elastomer	76	Ball	3/8 (10)	400 (180)	4 3/4 (121)	3 (75)	5/16 (8)	3.0 (1.4)	2.5 (1.2)	05-AEB-35	06-AEB-35
		Neoprene	N/A	Ball		200 (90)				3.0 (1.4)	2.5 (1.2)	05-NPB-35	06-NPB-35
		Phenolic	82	Roller		400 (180)				3.0 (1.4)	2.5 (1.2)	05-PHR-35	06-PHR-35
	1 3/8 (35)	Polyurethane (Polyolefin Core)	80	Ball		360 (164)				3.0 (1.4)	2.5 (1.2)	05-PPB-35	06-PPB-35
4 (102)	1 1/4 (32)	Advanced Elastomer	76	Ball	3/8 (10)	400 (180)	5 1/4 (133)	3 1/4 (83)	5/16 (8)	3.2 (1.4)	2.7 (1.2)	05-AEB-4	06-AEB-4
		Neoprene	N/A	Ball		200 (90)				3.2 (1.4)	2.7 (1.2)	05-NPB-4	06-NPB-4
		Phenolic	82	Roller		400 (180)				3.2 (1.4)	2.7 (1.2)	05-PHR-4	06-PHR-4
	1 3/8 (35)	Polyurethane (Polyolefin Core)	80	Ball		400 (182)				3.2 (1.4)	2.7 (1.2)	05-PPB-4	06-PPB-4
5 (127)	1 1/4 (32)	Advanced Elastomer	76	Ball	3/8 (10)	400 (180)	6 1/4 (159)	4 3/4 (121)	5/16 (8)	3.5 (1.6)	3.0 (1.4)	05-AEB-5	06-AEB-5
		Neoprene	N/A	Ball		200 (90)				3.5 (1.6)	3.0 (1.4)	05-NPB-5	06-NPB-5
		Phenolic	82	Roller		400 (180)				3.5 (1.6)	3.0 (1.4)	05-PHR-5	06-PHR-5
	1 3/8 (35)	Polyurethane (Polyolefin Core)	80	Ball		400 (182)				3.5 (1.6)	3.0 (1.4)	05-PPB-5	06-PPB-5



Standard Top Plate



Optional Top Plates



Add the Plate Suffix to the caster part number.
Example 05-NPB-4-P3