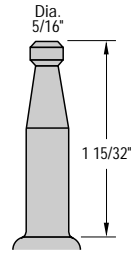


SOCKETS FOR STEM CASTERS

Economical Plastic Sockets Cushion Caster Stem # 8L, Deaden noise by absorbing side thrust. Full contact with bore or tubing wall provides a snug fit. Many sizes and shapes adapt Stem casters to a wide range of wood or metal furniture. For use with a wide variety of caster series where a $\frac{7}{16}$ " grip ring stem is available in any length up to $1\frac{7}{8}$ ".



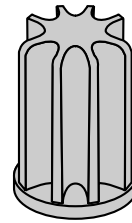
Stem 8L

Tubing Outside Diameter Inches	Nom. Hold Diameter Inches	Min. Hole Depth lbs.	Bottom Flange Inches	Socket Number
For Wood Base Chair	.437	1 $\frac{3}{4}$	$\frac{15}{16}$	SOP-671
$\frac{3}{4}$.680	1 $\frac{7}{16}$	$\frac{7}{8}$	SOP-672
$\frac{7}{8}$.805	1 $\frac{7}{16}$	$\frac{29}{32}$	SOP-673

Socket SOP-671 Used with Stem 8L

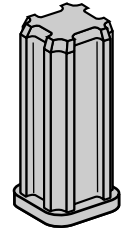
Reinforced Thermoplastic Sockets

Unlike plastic or steel, sockets will not loosen or wear. This strong material has the same pull out force after the life cycle test as did when first installed.



Sockets for Round Tubing

Socket #	Fits Round I.D. Tube
RD1	.777
RD2	.872
RD3	.894
RD4	1.072
RD5	1.12
RD6	1.31
RD7	1.495

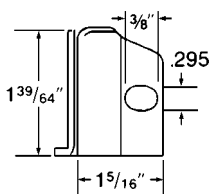


Sockets for Square Tubing

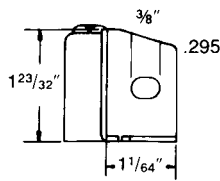
Socket #	Fits Square I.D. Tube
SQ1	.620
SQ2	.650
SQ3	.870
SQ4	.902
SQ5	1.010
SQ6	1.120
SQ7	1.140
SQ8	1.150
SQ9	1.152
SQ10	1.40

BRACKETS FOR STEM CASTERS

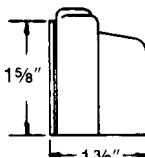
For use with a wide variety of caster series where a $\frac{7}{16}$ " grip ring stem is available in any length up to $1\frac{3}{8}$ ".



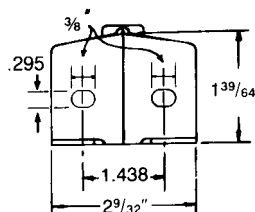
Bolted For Inside Angle Iron Part #BRK-701



Bolted For Outside Angle Iron Part #BRK-702



Welded For Inside Angle Iron Part #BRK-703



Flat Bracket Part #BRK-704

PIPE-THREAD SOCKETS



Tube Dia. Inches	Base Size Inches	Socket Number
$\frac{1}{2}$	1	SPT-681
$\frac{3}{4}$	1	SPT-682
$1\frac{1}{16}$	$1\frac{7}{16}$	SPT-683

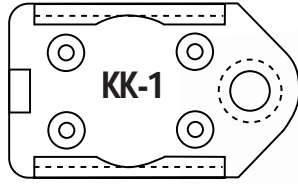
KWIK-KLIP®

Caster Adapters


These innovative, light weight, non-rusting adapters provide easy mounting & removal of casters from cases and equipment.

The original snap-in, snap-out caster adapter.


FOR 2" SWIVEL & RIGID CASTERS



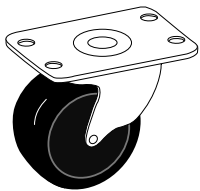
- A380 aluminum
- 3.3 ounces
- Flat mounting



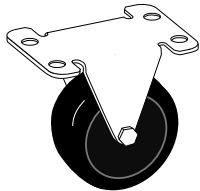
FOR 2 1/2" TO 5" SWIVEL & RIGID CASTERS



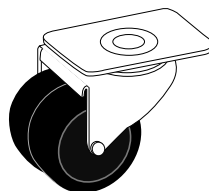
- Reinforced polycarbonate
- Stronger than steel
- 2.9 ounces



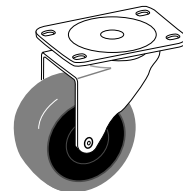
01



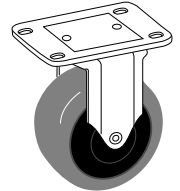
02



PC-4KK



03



04

Swivel Caster Part #	Rigid Caster Part #	Wheel Diameter (inches)	Tread Width (Inches)	Wheel Type	Load Capacity (lbs)	Overall Height (inches)	Swivel Radius (inches)	Mounting Bolt Dia. (inches)	Top Plate DWG.	Use with Kwik-Klip Number
01-SRP-2	02-SRP-2KK	2	1	Soft/Black	90	2 1/2	1 3/4	1/4	SW=A/RIG=B	KK-1
01-HRP-2	02-HRP-2KK	2	1	Hard/Gray	150	2 1/2	1 3/4	1/4	SW=A/RIG=B	KK-1
PC-4KK	Not Avail	2-dual	1 3/4 O.A.	Soft/Black	160	2 27/32	1 3/4	no holes	C	KK-1
03-SRP-3KK	04-SRP-3KK	3	1 1/4	Soft/Black	175	4 1/2	3	5/16	D	KK-4
03-HRP-3KK	04-HRP-3KK	3	1 1/4	Hard/Gray	270	4 1/2	3	5/16	D	KK-4
03-SRP-35	04-SRP-35KK	3 1/2	1 5/16	Soft/Black	200	4 3/4	3 3/16	5/16	D	KK-4
03-HRP-35	04-HRP-35KK	3 1/2	1 5/16	Hard/Gray	275	4 3/4	3 3/16	5/16	D	KK-4
03-SPD-35	04-SPD-35KK	3 1/2	1 5/16	Soft/Gray	180	4 3/4	3 3/16	5/16	D	KK-4
03-SRP-4	04-SRP-4KK	4	1 1/4	Soft/Black	200	5	3 7/16	5/16	D	KK-4
03-HRP-4	04-HRP-4KK	4	1 1/4	Hard/Gray	275	5	3 7/16	5/16	D	KK-4
03-SPD-4	04-SPD-4KK	4	1 1/4	Soft/Gray	200	5	3 7/16	5/16	D	KK-4
03-SRP-5	04-SRP-5KK	5	1 1/4	Soft/Black	200	6 1/8	3 15/16	5/16	D	KK-4
03-HRP-5	04-HRP-5KK	5	1 1/4	Hard/Gray	290	6 1/8	3 15/16	5/16	D	KK-4
03-SPD-5	04-SPD-5KK	5	1 1/4	Soft/Gray	225	6 1/8	3 15/16	5/16	D	KK-4

